



GUJCOT TRADE ASSOCIATION

MONTHLY PRESSING REPORT Sep-2020

Dear All Cotton Friends,

Gujcot has collected pressing figures from all ginners and compiled data to serve whole trade. In this mission we get valuable support from many of our trade personalities. We Gujcot team is very thankful to all helping hands, who worked directly or indirectly, with their valuable support, we are able to put real time pressing figures. We thank all Gujarat Ginners for their cooperating with Gujcot team to share their pressing figures. We hope the whole Textile value Chain will be benefitted by these data and will help us in future to achieve our goal to serve our cotton trade.

Report Sponsors:

Click on Sponsor's Logo to visit Sponsor's Website



Kamal Cotton Traders (P) Ltd.



Basil Commodities Pvt. Ltd.



GUJCOT TRADE ASSOCIATION

MONTHLY PRESSING REPORT Sep-2020

Summary

- During the month of September Gujarat has pressed 2,05,145 Running Bales of Shankar 6 and there was no pressing of V-797, Total Pressing 2,05,145 Bales. So, the statistical bales of 170 Kg. is 1,95,491 Bales.
- Cumulative Pressing in running bales till 30th Sep is 1,01,22,039 Bales (Shankar-6 99,37,077 Bales, V-797 1,84,962), which is equivalent to total 96,45,708 Bales of 170 Kgs. (Shankar 94,69,450 Bales, V-797 1,76,258).
- Average pressing per day was 6,838 Running Bales and 6,516 Bales 170 Kg. for 30 days.
- During the month of September Total active ginning factories were 109 (Saurashtra 90, North Gujarat 16 and Main Line 3).



GUJCOT TRADE ASSOCIATION

MONTHLY PRESSING REPORT

Sep-2020

Gujcot Trade Association

Gujarat Pressing Summary 30-Sep-2020

2019-20	CUMULATIVE PRESSING (IN 170 Kgs)					
	Sep-19	Aug-20	Sep-20	M/M Change (In Bales)	Y/Y Change (In Bales)	Y/Y Change (In %)
Shankar 6						
Saurashtra	53,37,605	58,72,786	60,56,270	1,83,484	7,18,665	13.46%
North Gujarat	26,73,316	24,75,963	24,87,303	11,340	-1,86,013	-6.96%
Main Line	5,12,985	6,39,777	6,40,444	667	1,27,459	24.85%
Kutch	3,15,420	2,85,433	2,85,433		-29,987	-9.51%
Total	88,39,326	92,73,959	94,69,450	1,95,491	6,30,124	7.13%
V-797	2,09,967	1,76,258	1,76,258		-33,709	-16.05%
Total	90,49,293	94,50,217	96,45,708	1,95,491	5,96,414	6.59%
Remark : Daily Pressing Average 6,838 RB - 6,516 170 Kg Bales						

Pressing in Running Bales

Zone	As On 30-Sep-2020 (Cumulative)			During Sep 2020 (Monthly)		
	Shankar-6	V 797	Total	Shankar-6	V 797	Total
Saurashtra	63,55,345	5,600	63,60,945	1,92,545		1,92,545
North Gujarat	26,10,133	1,73,262	27,83,395	11,900		11,900
Main Line	6,72,071		6,72,071	700		700
Kutch	2,99,528	6,100	3,05,628			
Total	99,37,077	1,84,962	1,01,22,039	2,05,145		2,05,145

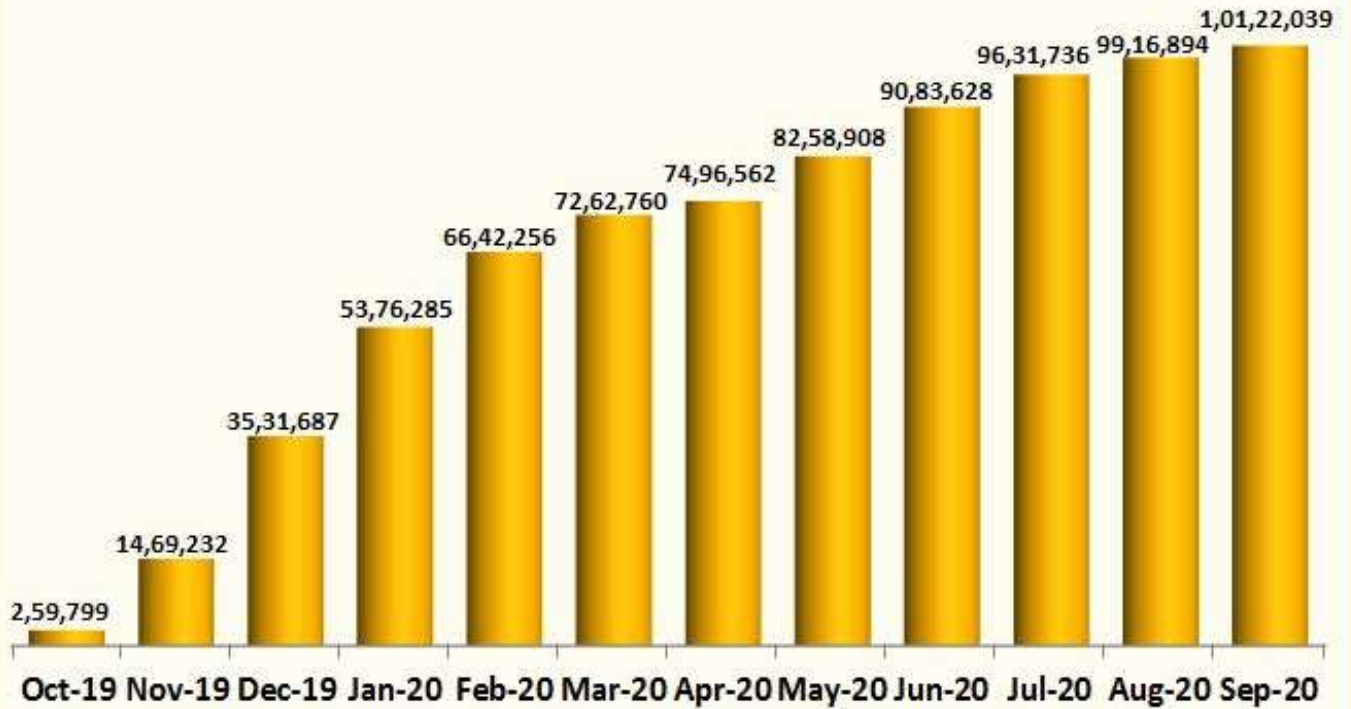


GUJCOT TRADE ASSOCIATION

MONTHLY PRESSING REPORT Sep-2020

Gujarat Cumulative Cotton Pressing

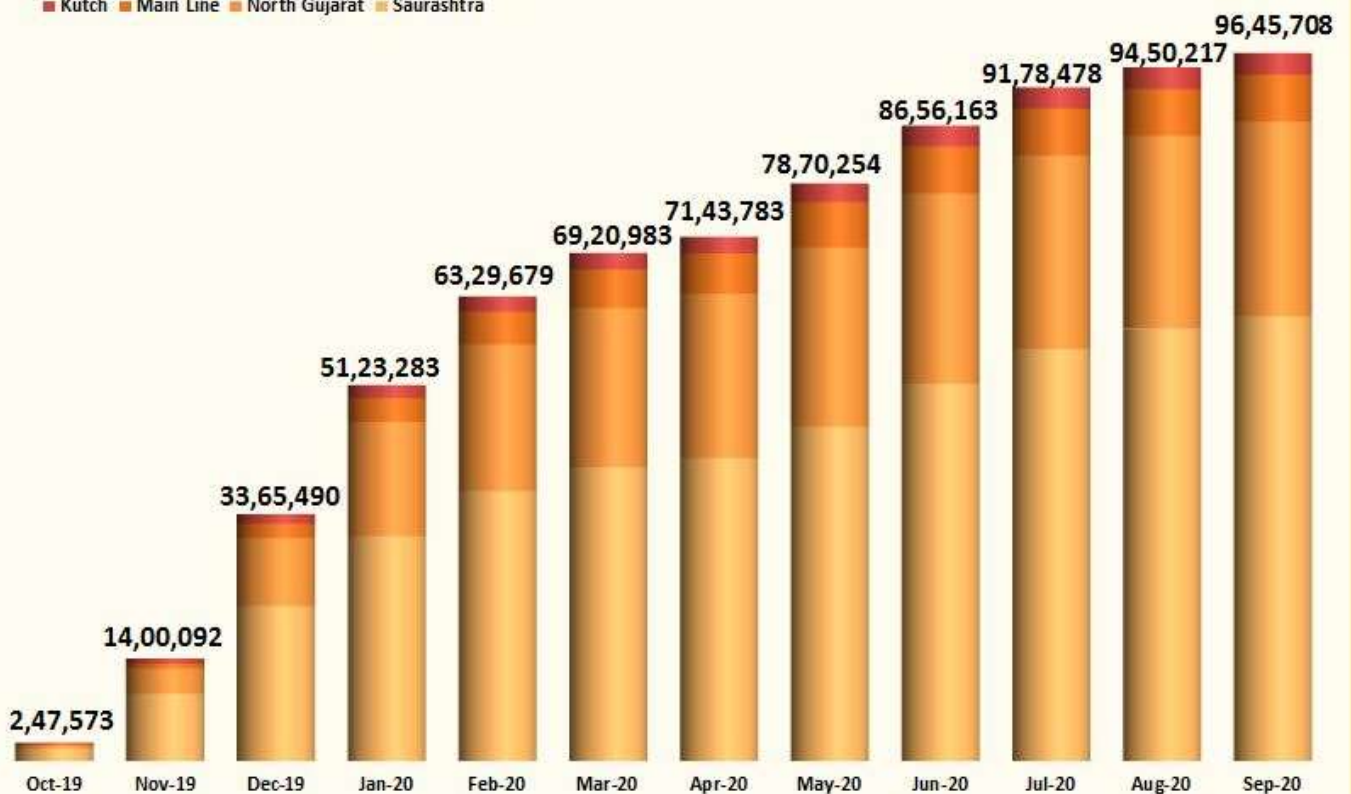
Running Bales



Gujarat Cumulative Pressing

In 170 Kg Bales

■ Kutch ■ Main Line ■ North Gujarat ■ Saurashtra

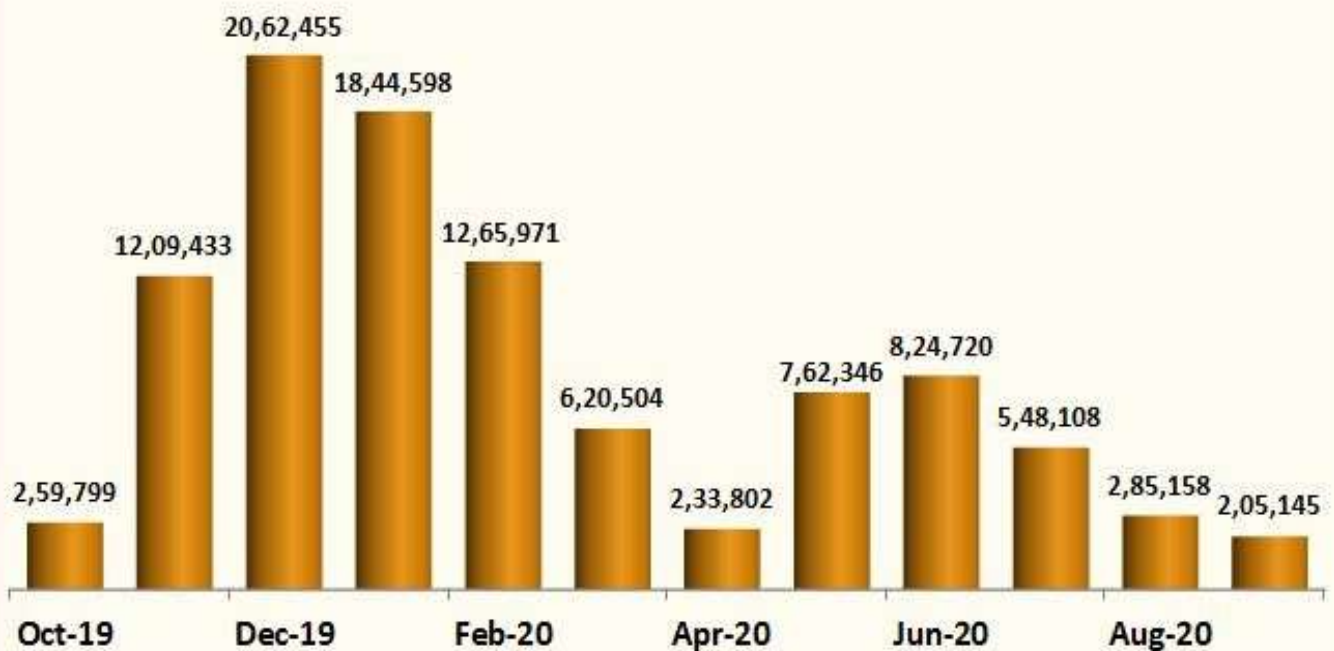




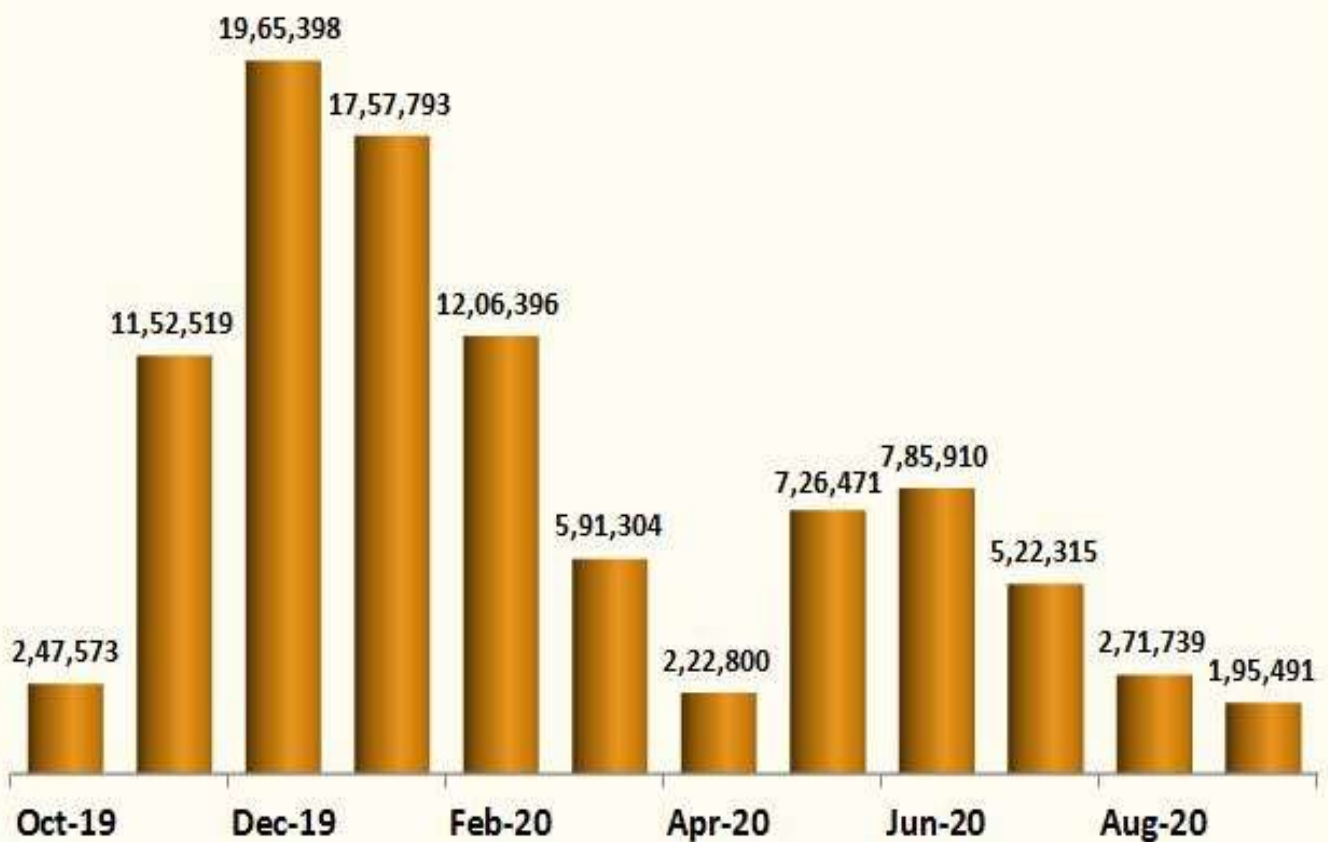
GUJCOT TRADE ASSOCIATION

MONTHLY PRESSING REPORT Sep-2020

Gujarat Monthly Cotton Pressing Running Bales



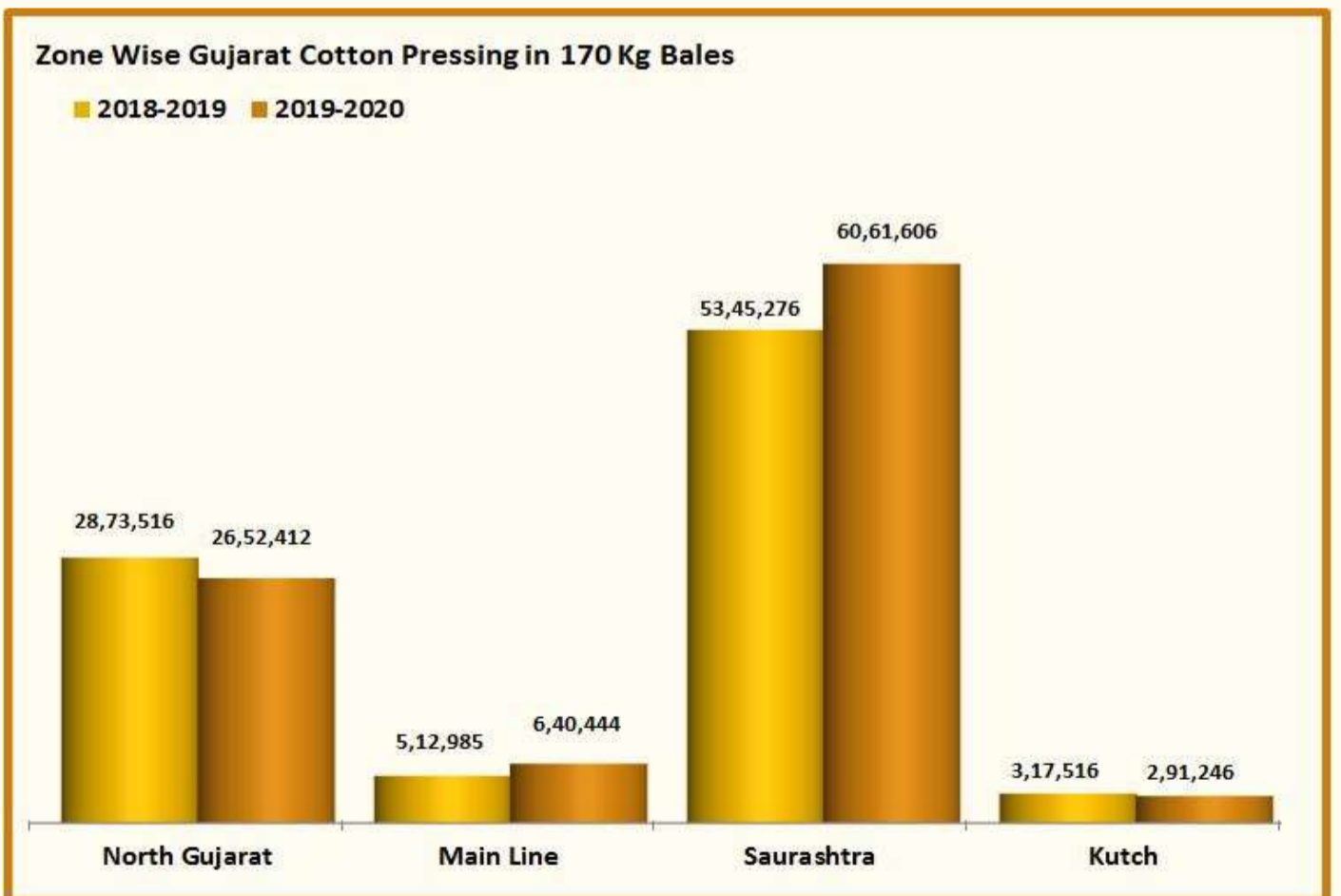
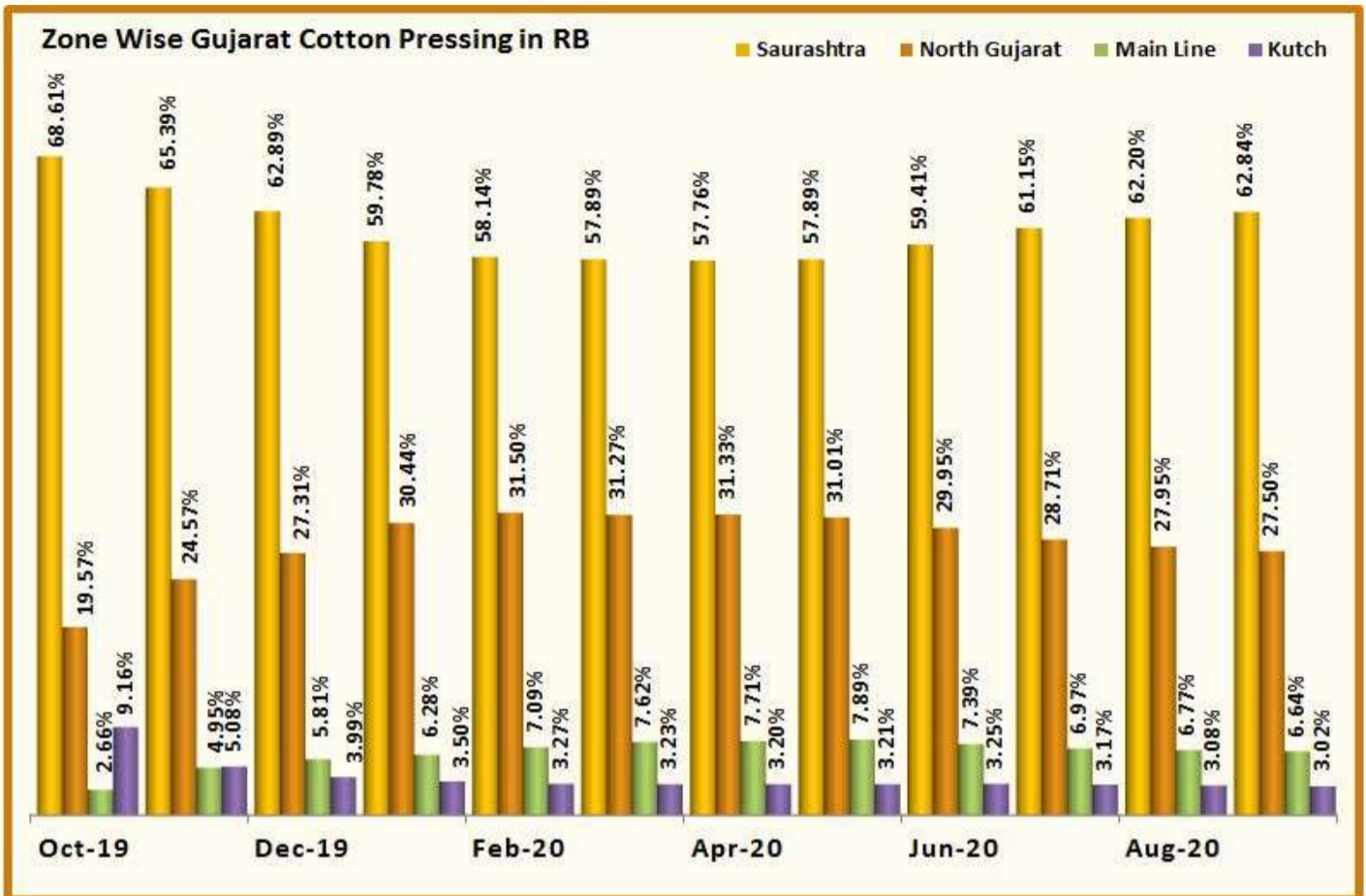
Gujarat Monthly Cotton Pressing 170 Kg Bales





GUJCOT TRADE ASSOCIATION

MONTHLY PRESSING REPORT Sep-2020





GUJCOT TRADE ASSOCIATION

MONTHLY PRESSING REPORT Sep-2020

Saurashtra						
Station	Sep-19	Aug-20	Sep-20	MoM Change	YoY Change	Fact. In Operation
Amreli	3,26,611	3,28,331	3,54,131	25,800	27,520	5
Babra	2,47,500	3,84,200	4,01,900	17,700	1,54,400	10
Botad	4,89,500	6,02,000	6,24,300	22,300	1,34,800	16
Chotila	1,29,565	1,48,384	1,50,297	1,913	20,732	2
Chuda	22,908	32,500	32,500		9,592	
Damnagar	6,300	9,000	9,000		2,700	
Dhasa	3,95,620	5,97,650	6,11,150	13,500	2,15,530	6
Dhoraji-Upleta	92,372	65,600	65,600		-26,772	
Dhrangadhra-Halvad	2,57,075	2,45,157	2,46,107	950	-10,968	1
Gariyadhar	65,500	51,000	53,000	2,000	-12,500	2
Gondal	2,91,700	2,62,600	2,70,300	7,700	-21,400	4
Jamkandorna	15,700	27,000	27,000		11,300	
Jamnagar-Falla	4,10,660	4,89,869	5,21,451	31,582	1,10,791	10
Jasdan	2,51,300	1,90,000	1,95,300	5,300	-56,000	3
Jetpur	63,000	55,500	61,000	5,500	-2,000	2
Kuvadava	42,500	56,881	56,881		14,381	
Lakhtar	30,650	36,391	36,391		5,741	
Limbdi	60,600	55,950	55,950		-4,650	
Mahuva	1,42,300	1,41,920	1,49,620	7,700	7,320	2
Manavadar	3,51,875	3,38,417	3,43,417	5,000	-8,458	7
Morbi	1,31,969	1,54,550	1,57,550	3,000	25,581	1
Palitana	20,500	30,500	30,500		10,000	
Porbandar	8,800	11,300	11,300		2,500	
Rajula	58,000	49,500	49,500		-8,500	
Savarkundala	22,300	29,400	29,400		7,100	
Shapar	2,09,900	2,16,200	2,25,200	9,000	15,300	3
Surendranagar	2,52,700	2,31,100	2,34,100	3,000	-18,600	1
Talaja	1,46,850	2,30,300	2,31,500	1,200	84,650	3
Tankara-Neknam	4,09,050	5,01,700	5,14,200	12,500	1,05,150	7
Targhadi	2,01,800	1,73,800	1,78,800	5,000	-23,000	1
Tramba-Sardhar	48,000	41,000	41,000		-7,000	
Una	92,835	79,700	80,100	400	-12,735	1
Wankaner	3,13,300	3,01,000	3,12,500	11,500	-800	3
TOTAL	56,09,240	61,68,400	63,60,945	1,92,545	7,51,705	90



GUJCOT TRADE ASSOCIATION

MONTHLY PRESSING REPORT Sep-2020

North Gujarat						
Station	Sep-19	Aug-20	Sep-20	MoM Change	YoY Change	Fact. In Operation
Visnagar	1,68,645	1,75,000	1,76,600	1,600	7,955	3
Vijapur-Mansa	5,06,100	3,68,571	3,73,071	4,500	-1,33,029	9
Harij	2,24,899	2,41,700	2,41,700		16,801	
Radhanpur	51,114	39,900	39,900		-11,214	
Idar-Sabarkantha	17,305	17,826	17,826		521	
Idar-Raiya						
Himmatnagar	66,064	50,800	50,800		-15,264	
Vadali-Sadatpura	9,000	8,100	8,100		-900	
Khedbrahma						
Kapadwanj	45,000	55,000	55,000		10,000	
Viramgam	99,140	86,224	86,224		-12,916	
Kadi	16,61,440	14,97,004	15,02,804	5,800	-1,58,636	4
Mandal-Bahucharaji	50,523	61,650	61,650		11,127	
Bavla	9,950	33,000	33,000		23,050	
Dholka	34,700	37,582	37,582		2,882	
Dhandhuka	56,993	85,638	85,638		28,645	
Talod	14,545	13,500	13,500		-1,045	
TOTAL	30,15,418	27,71,495	27,83,395	11,900	-2,32,023	16



Kamal Cotton Traders (P) Ltd.



GUJCOT TRADE ASSOCIATION

MONTHLY PRESSING REPORT Apr-2020

Main Line

Station	Sep-19	Aug-20	Sep-20	MoM Change	YoY Change	Fact. In Operation
Karjan	1,10,550	1,08,862	1,08,862		-1,688	
Dabhoi	7,500	16,400	16,400		8,900	
Golagamdi	9,000	10,000	10,000		1,000	
Handod	49,400	79,500	79,500		30,100	
Bodeli	1,01,200	1,41,900	1,41,900		40,700	
Kosindra	27,700	35,600	35,600		7,900	
Pavijetpur	20,000	32,200	32,200		12,200	
Kaledia	1,21,600	1,21,897	1,22,597	700	997	3
Palej	21,200	25,200	25,200		4,000	
Bharuch	5,000	3,000	3,000		-2,000	
Mandala	29,818	17,254	17,254		-12,564	
Nizar	15,000	25,000	25,000		10,000	
Hansot	4,200	6,950	6,950		2,750	
Badalpur	8,500	24,200	24,200		15,700	
Sinor	6,000	6,000	6,000			
Olpad	1,200	1,476	1,476		276	
Valiya	450	15,932	15,932		15,482	
TOTAL	5,38,318	6,71,371	6,72,071	700	1,33,753	3

Kutch

Station	Sep-19	Aug-20	Sep-20	MoM Change	YoY Change	Fact. In Operation
Abdasa	12,500	13,950	13,950		1,450	
Anjar	2,14,232	2,09,718	2,09,718		-4,514	
Bhuj	50,317	26,160	26,160		-24,157	
Mandvi	42,547	39,100	39,100		-3,447	
Nakhatrana						
Rapar	13,600	16,700	16,700		3,100	
TOTAL	3,33,196	3,05,628	3,05,628		-27,568	



Basil Commodities Pvt. Ltd.



GUJCOT TRADE ASSOCIATION

MONTHLY PRESSING REPORT Apr-2020

Again Team Gujcot thanks our direct and indirect helpers.

For Data Collection

We are thankful to

Shri Manishbhai - Anjar

Shri Mukeshbhai Purohit

Nileshbhai - Manager SGA

Premjibhai - Manavadar

Kalpeshbhai - Manager

Gujcot Trade Association

For Data Verification

We are thankful to

Shri Jatinbhai - Vijapur

Shri Sujalbhai

Shri Pravinbhai

Shri Jagdishbhai Soni

Shri Chetanbhai Shree Gita Group - Morbi

Shri Kishorbhai - Talaja

Shri Jaytibhai -Botad

Once again thanks to whole Gujarat Cotton value chain for their co-operation.

For, Gujcot Trade Association

Akash Shah

[President]

For, Gujcot Trade Association

Ajay Shah

[Secretary]

Report Sponsors:

[Click on Sponsor's Logo to visit Sponsor's Website](#)



Kamal Cotton Traders (P) Ltd.



Basil Commodities Pvt. Ltd.